



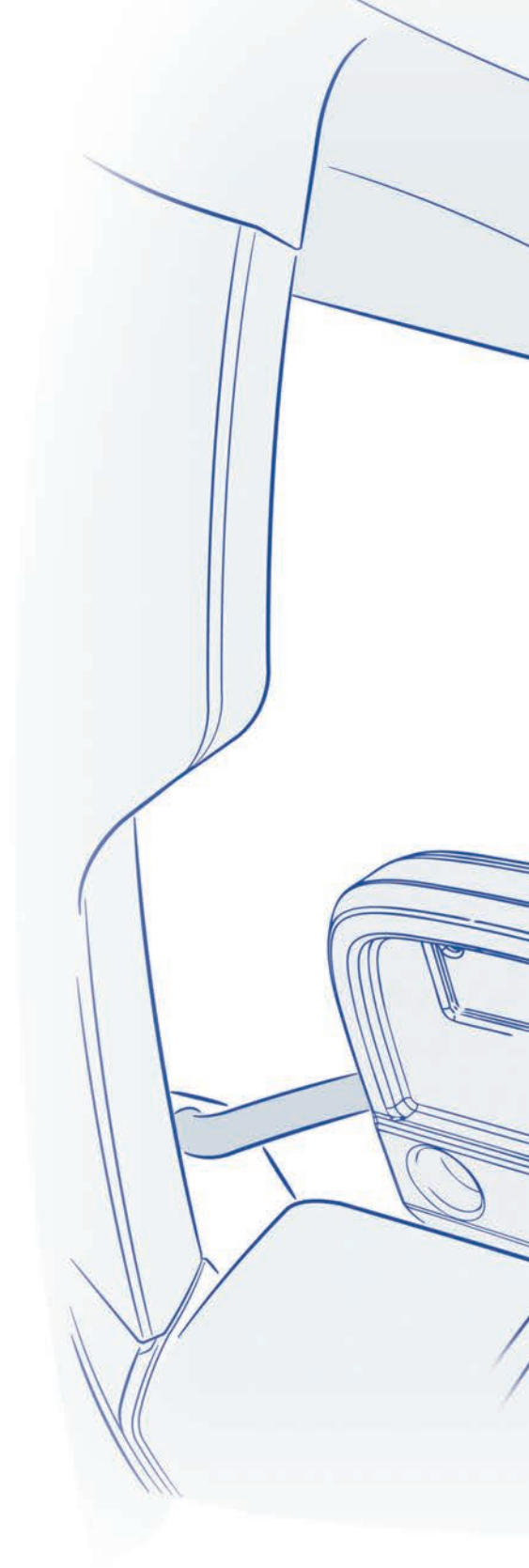
Analog-Digital instruments

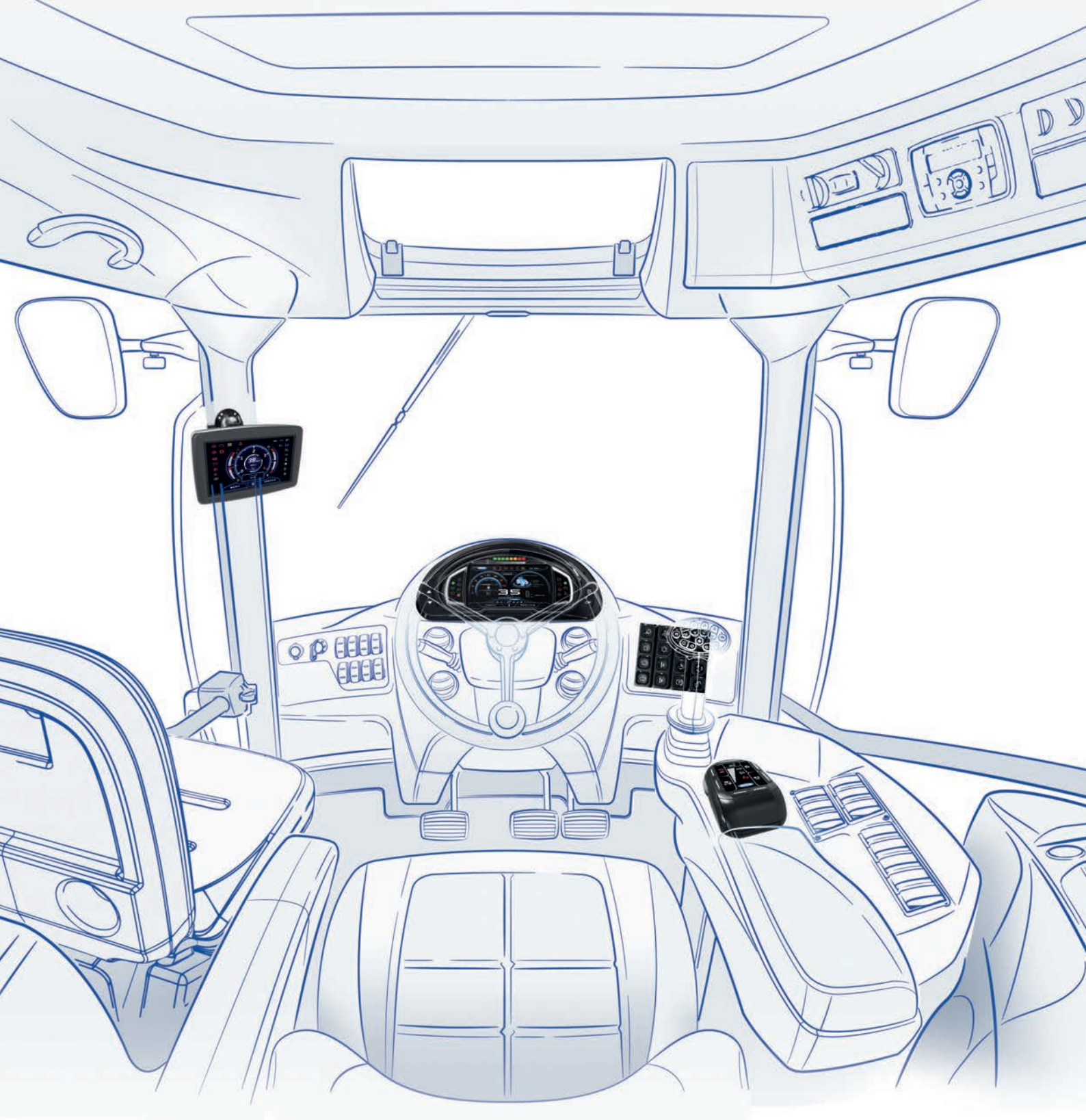
Catalogue

ITALIAN DESIGN
QUALITY STANDARD
CUSTOMIZED SOLUTIONS
ERGONOMIC STUDY
SAFETY APPROACH



INSTRUMENTS Division





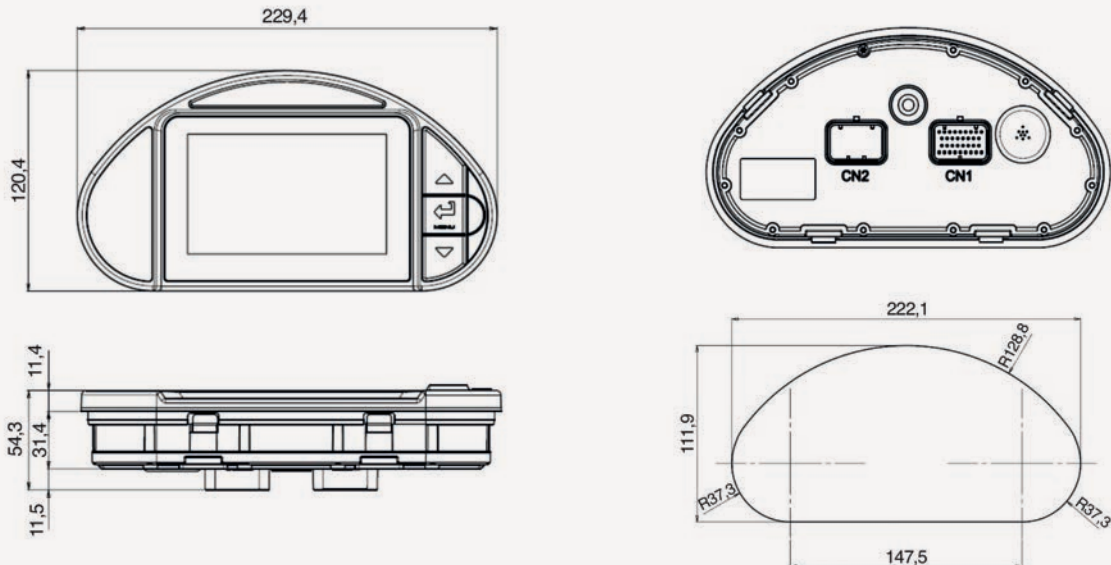
Analog-Digital instruments

Catalogue
















NIMBUS



DIMENSIONS



FEATURES

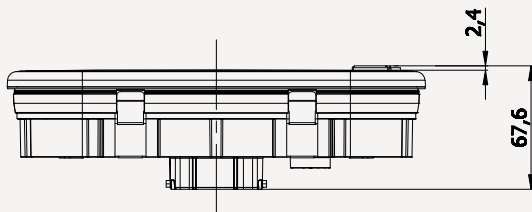
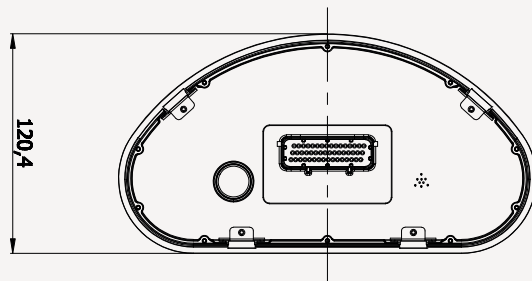
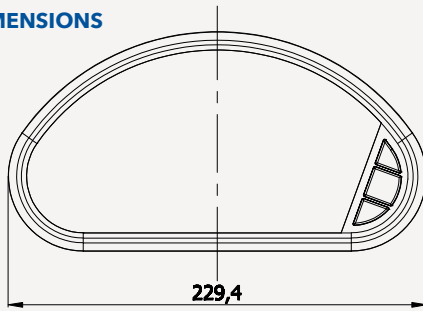
	POWER SUPPLY 8-32vdc		DIGITAL INPUT 20
	IP67		2 RESISTIVE INPUT
	5" TFT 1x		FREQ INPUT 2x
	RESOLUTION 800 x 480		CANBUS 1x
	BRIGHTNESS 800 nits		HDS OUTPUT 2
	LIGHT SENSOR X1		BUZZER 1x
	LED INDICATOR 7		INTERNAL CLOCK 1x
	PUSHBUTTON 3x		

- Connector Tyco SUPERSEAL 34 PIN
- CAN Bootloader for FW upgrade
- Programmable in C languages

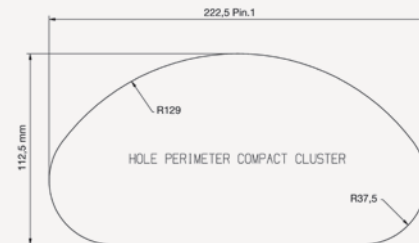
J-CLUSTER


















DIMENSIONS



Dimensioni foro alloggiamento J-Cluster



FEATURES

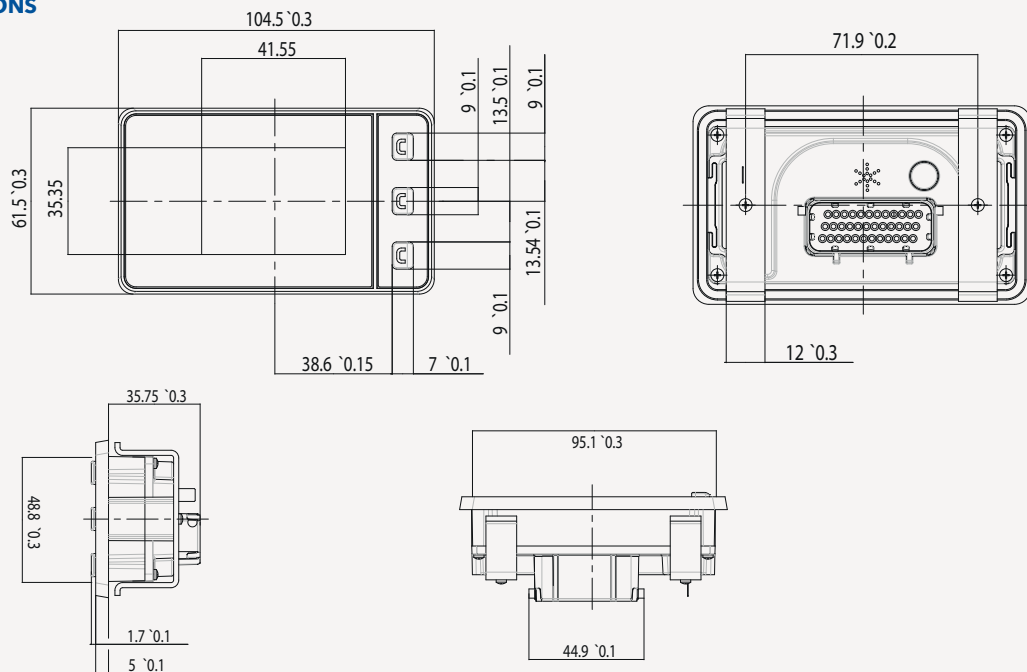
	POWER SUPPLY 8-32vdc		DIGITAL INPUT 23
	IP67		4 ANALOG INPUT
	2,4" TFT 1x		FREQ INPUT 2x
	RESOLUTION 240 x 320		CANBUS 1x
	BRIGHTNESS 220 cd/mq		HDS OUTPUT 10
	LED BAR		BUZZER 1x
	LED INDICATOR 15		INTERNAL CLOCK 1x
	PUSHBUTTON 3x		

- Connector JST e ZRO 48 PIN
- CAN Bootloader for FW upgrade
- Programmable in C languages and with e DASH3K














SMARTVIEW



DIMENSIONS



FEATURES

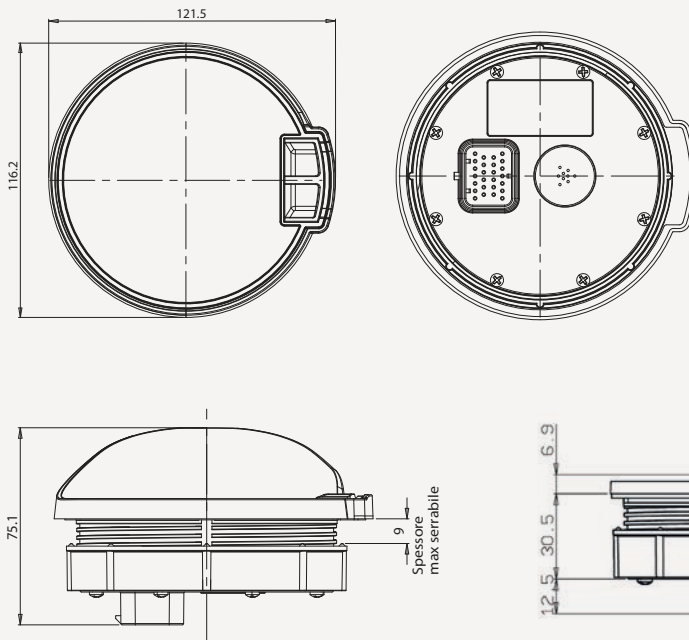
	POWER SUPPLY 8-32vdc		LED INDICATOR 5X		LSD DIGITAL OUTPUT 2x
IP	IP65		PUSHBUTTON 3x		HDS OUTPUT 4x
	2,4" TFT		DIGITAL INPUT 12x		CANBUS 1x
	RESOLUTION 240 x 320		ANALOG INPUT 2x		BUZZER 1x (optional)
	BRIGHTNESS 220 cd/mq (900 cd/mq Optional)		FREQ INPUT 2x		

- Connector JST eZRO 36 PIN
- CAN Bootloader for FW upgrade
- Programmable in C languages and with eDASH3K

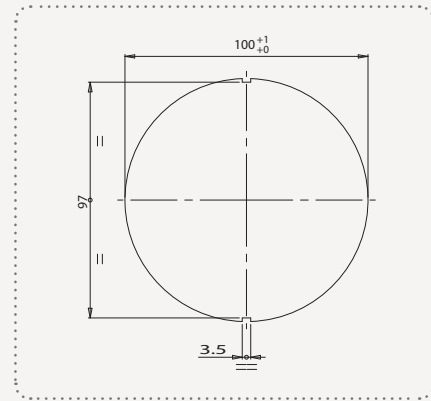
D100TFT















DIMENSIONS



Dimensioni foro alloggiamento



FEATURES

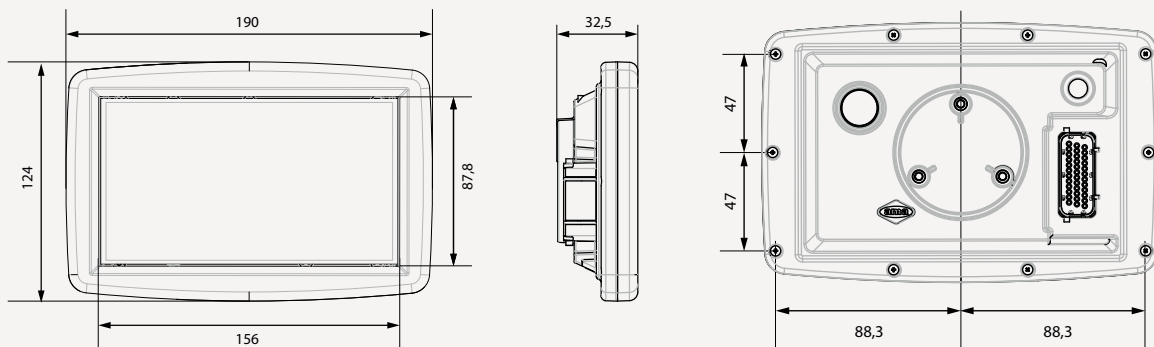
	POWER SUPPLY 8-32vdc		LED INDICATOR 12x		HDS OUTPUT 4x
IP	IP67		PUSHBUTTON 2x		CANBUS 1x
	2,4" TFT IPS TECHNOLOGY		DIGITAL INPUT 15x		BUZZER 1x
	RESOLUTION 240 x 320		ANALOG INPUT 2x		
	BRIGHTNESS 700 cd/mq		FREQ INPUT 2x		

- Connector Tyco SUPERSEAL 26 PIN
- CAN Bootloader for FW upgrade
- Programmable in C languages














SLIMTITAN



DIMENSIONS



FEATURES

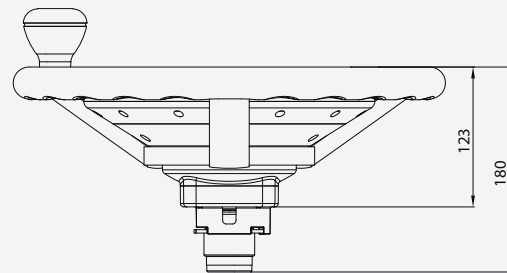
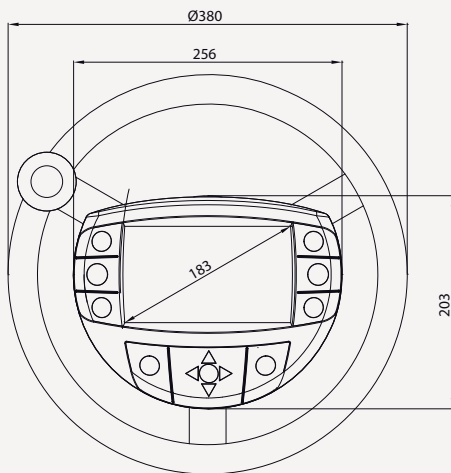
	POWER SUPPLY 8-32vdc		TOUCHSCREEN		INPUT VIDEO 2x
	IP65		DIGITAL INPUT 12x		4 DIGITAL INPUT OUTPUT
	7" TFT 1x		ANALOG INPUT 6x		BLUETOOTH® (Optional)
	RESOLUTION 800 x 480		FREQ INPUT 2x		
	BRIGHTNESS 450 cd/mq		CANBUS 2x		

- Connector JST eZRO 36P
- CAN Bootloader for FW upgrade
- Programmable in C/C++ languages or graphical SW eDash 3K powered by Ama








STEERING VIEW



DIMENSIONS

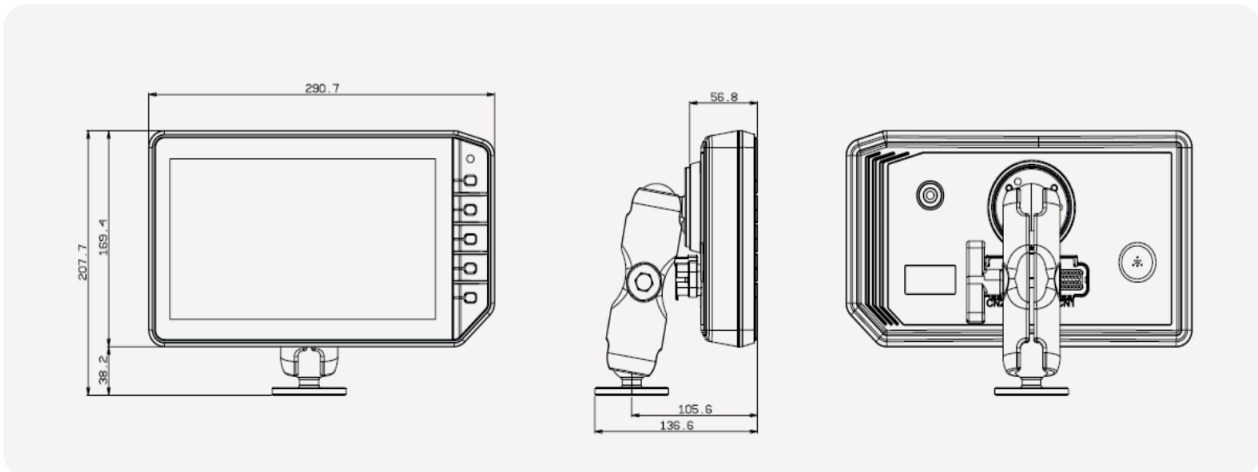


FEATURES

	POWER SUPPLY 8-32vdc		BRIGHTNESS 450 cd/mq
IP	IP67		INPUT VIDEO 2x
	7" TFT 1x		PUSHBUTTON 13x
	RESOLUTION 800 x 480		CANBUS 2x

- Connector 2 X M8-6 poles
- CAN Bootloader for FW upgrade
- Programmable in C/C++ language

10VIEW



FEATURES


	POWER SUPPLY 8-32vdc		DIGITAL INPUT 22
IP	IP65		8 RESISTIV INPUT
	10" TFT 1x		FREQ INPUT 2x
	RESOLUTION 1024 x 600		LINBUS 1x
	USB 1x		HSD OUTPUT 4x
	TOUCHSCREEN		2 CURRENT +2 VOLTAGE INPUT
	BRIGHTNESS 1000 cd/mq		CANBUS 3x
	PUSHBUTTON 4x		BUZZER 1x
	INPUT VIDEO 2x		INTERNAL CLOCK 1x

- 2 Connector Tyco SUPERSEAL 34 PIN
- CAN Bootloader for FW upgrade
- Programmable in C languages and with eDASH3K









SMARTECU

IT. SMARTECU è una piccola centralina ideale per convertire segnali digitali, analogici, frequenziali in messaggi CANBUS. Può essere utilizzata per far colloquiare in CANBUS sensori, interruttori, devioGUIDA con uscite tradizionali.

EN. SMARTECU is a small control unit ideal for converting digital, analogue and frequency signals into CANBUS messages. It can be used to connect sensors, switches, steering column switch with conventional outputs via CANBUS.



FEATURES

	POWER SUPPLY 8-32vdc		DIGITAL INPUT 12x		LSD DIGITAL OUTPUT 2x
IP	IP65		ANALOG INPUT 2x		HDS OUTPUT 4x
	PUSHBUTTON 3x		FREQ INPUT 2x		CANBUS 1x

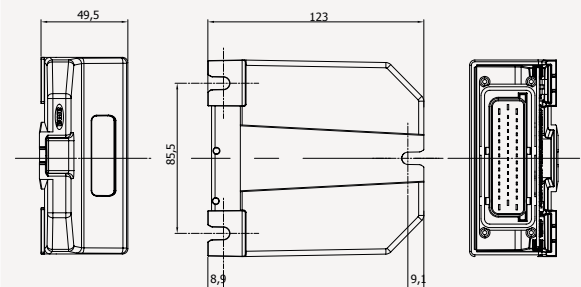
CAB-CTRL

IT. CAB-CTRL è una nuova centralina elettronica studiata per pilotare e gestire carichi elettrici in cabina. Controllato da CANBUS può essere collegato a comandi/tastiere CANBUS per controllare diversi carichi. Sostituisce totalmente la scatola fusibile e relè aggiungendo funzionalità come la protezione da cortocircuito e il sistema di monitoraggio del carico.










EN. CAB-CTRL is a new electronic control unit studied for drive and manage electric load on cabin. Controlled by CANBUS can be connected to CANBUS keypad to control the electric load on cabin and machinery. It replace totally the fuse and relay box



DIMENSIONS




FEATURES

	POWER SUPPLY 6-16vdc		DIGITAL INPUT 5X		HDS OUTPUT 5AMP 1x
IP	IP67-IP69K		HDS OUTPUT 2AMP 4x		HDS OUTPUT 15AMP 1x
	HDS OUTPUT 4x		HDS OUTPUT 3AMP 8x		LSD DIGITAL OUTPUT 2AMP 4x
	CANBUS 1x				

D80

IT. D80 è una linea di strumenti dotati di un indicatore a lancetta e un piccolo display. L'indicazione analogica può visualizzare qualsiasi parametro (giri motore, PTO, velocità...) proveniente da una sorgente frequenziale. Sono inoltre dotati di un piccolo display per la visualizzazione delle ore oppure dei chilometri/miglia totali. Sono dotati inoltre di due pulsanti, posti nella parte posteriore dello strumento, per la programmazione dei parametri.



EN. D80 instrument line is equipped with an analog indicator and a LCD display. The analog indicator can show engine RPM, PTO RPM or speed. The LCD can show hourcounter or/and total km/miles. It is also equipped with 2 pushbutton (on the rear side) for set the parameter.

FEATURES

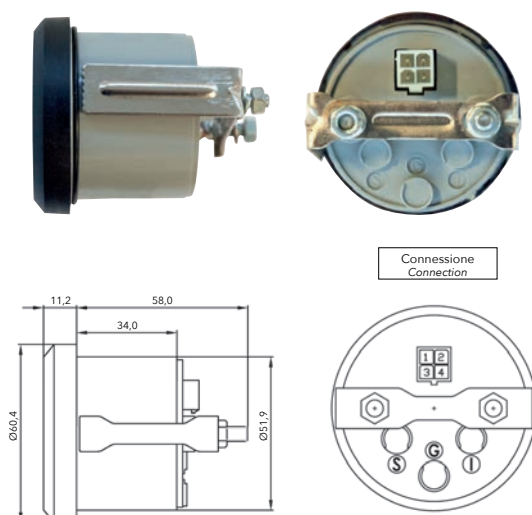
	POWER SUPPLY 12V or 24V
IP	IP65 Front cover
	LCD Segment Display
	FREQ INPUT 1x

PIN	Descrizione	Description
1	Ingresso sensore	Sensor Input
2	No	Not used
3	Alimentazione (-)	Power Supply (-)
4	Alimentazione (+)	Power Supply (+)

D52

IT. D52 è una linea di strumenti analogica con tecnologia stepper motor. Con scala retroilluminabile è possibile personalizzare la grafica e il tipo di indicazione (livello carburante, temperatura acqua, olio, pressione olio, voltmetro) oltre che il tipo di sensore da abbinare.

EN. D52 is a stepper motor analog instrumentation line. Is equipped with backlighted customizable panel. D52 can be connected to many type of sensor, like fuel level, oil and water temperature sensor, pressure, voltage.



FEATURES


	POWER SUPPLY 12V or 24V
IP	IP65 Front cover
	ANALOG INPUT 2x

PIN	Descrizione	Description
1	Ingresso sensore	Sensor Input
2	Illuminazione (+)	light Input (+)
3	Alimentazione (-)	Power Supply (-)
4	Alimentazione (+)	Power Supply (+)

D52

	Livello/level	ohm	Codice /code		
	0	332	12V	senza cablaggio/without harness cable	S21002P-12V
	1/4	190		con cablaggio/with harness cable	S21002V-12V
	1/2	120	24V	senza cablaggio/without harness cable	S21003P-24V
	3/4	65		con cablaggio/with harness cable	S21003V-24V
	1	5			
	Temperature	ohm	Codice /code		
	40	1120	12V	senza cablaggio/without harness cable	S21005P-12V
	60	575		con cablaggio/with harness cable	S21005V-12V
	90	205	24V	senza cablaggio/without harness cable	S21005P-24V
	100	142		con cablaggio/with harness cable	S21005V-24V
	120	88			
	Temperature	ohm	Codice /code		
	50	680	12V	senza cablaggio/without harness cable	S21011P-12V
	60	500		con cablaggio/with harness cable	S21011V-12V
	90	175	24V	senza cablaggio/without harness cable	S21011P-24V
	120	80		con cablaggio/with harness cable	S21011V-24V
	140	47			
	Temperature	ohm	Codice /code		
	min	200	12V	senza cablaggio/without harness cable	S21063P-12V
	1/2	68		con cablaggio/with harness cable	S21063V-12V
	max	20	24V	senza cablaggio/without harness cable	S21063P-24V
				con cablaggio/with harness cable	S21063V-24V
	Codice /code				
	From 8 to 16Volt		12V	senza cablaggio/without harness cable	S21015P-12V
				con cablaggio/with harness cable	S21015V-12V
	From 20 to 28Volt		24V	senza cablaggio/without harness cable	S21015P-24V
				con cablaggio/with harness cable	S21015V-24V
	Pressure	ohm	Codice /code		
	0bar	240	12V	senza cablaggio/without harness cable	S21022P-12V
	6bar	170		con cablaggio/with harness cable	S21022V-12V
	12bar	110	24V	senza cablaggio/without harness cable	S21022P-24V
	18bar	75		con cablaggio/with harness cable	S21022V-24V
	24bar	40			

KEYCAN







IT. KeyCAN è un nuovo concetto di tastiera modulare che permette di customizzare il design del cruscotto e della plancia comandi secondo le proprie esigenze. Dotato di una porta CANBUS per la connettività a centraline di controllo e display, è la soluzione ideale per macchine dove è necessario ridurre il cablaggio dalla plancia comandi verso le utenze. I 4 pulsanti che compongono la tastiera sono personalizzabili. Ognuno di essi è dotato di 3 LED RGB che ne indicano lo stato e consentono di regolare l'intensità dei 7 diversi colori possibili. I tasti hanno una sede per accogliere una placca in plastica su cui è laserato il simbolo desiderato. Il costruttore può così personalizzare la tastiera anche in fase di installazione. È programmabile via CANBUS e dotato dello stack J1939. Il montaggio del keyCAN può essere orizzontale o verticale grazie alla possibilità di posizionare liberamente i tasti.

EN. KeyCan is a new concept of modular keyboard that allows customization of dashboard and driver control panels in accordance with the customer needs. Equipped with CANBUS line for the connection with ECU and stack J1939, KeyCan is the best solution to reduce the volume of wire harness under the dashboard and increase the space for others devices. KeyCan module is composed of 4 membrane push buttons fully programmable with 3 RGB LED able to change brightness of its 7 colors. Icons in the middle of each push button is removable and customizable by a laser printing process, this allows also that KeyCAN can be installed horizontally or vertically.



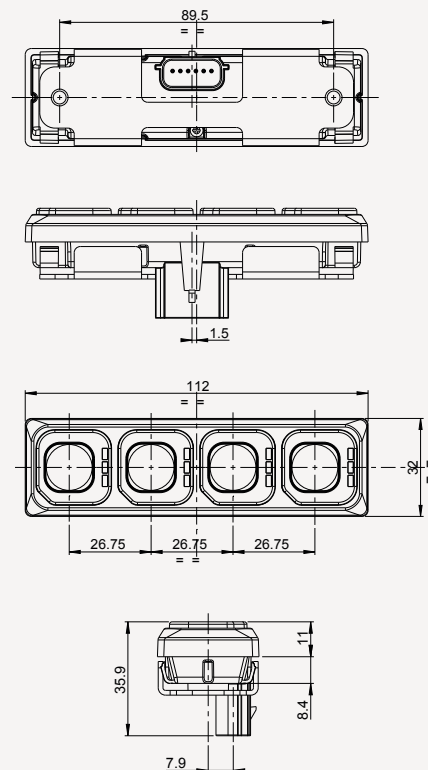
- CARATTERISTICHE /Features
- Alimentazione - Voltage 8 - 32 Vdc
- Display 12 LED RGB
- Protezione - Protection IP65
- Temperatura di esercizio -30°/+85° C
- Comandi - Control 4 pulsanti in gomma silconica con placchette inseribili a mano per assegnazione comando per ogni pulsante
- Porte 1 CANBUS J1939

FEATURES

	POWER SUPPLY 8-32vdc		CANBUS 1x
	IP65		PUSHBUTTON 4x

- Connector Molex MX64 31403-6110
- CAN Bootloader for FW upgrade
- Programmable in "C" language

DIMENSIONS



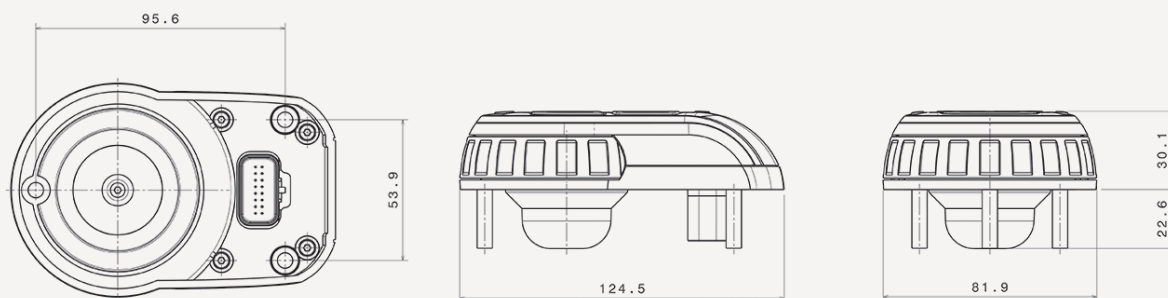
DASHCONTROL

IT. DASHCONTROL è il nuovo sistema di controllo remoto per display. Dotato di un design innovativo e altamente ergonomico DASHCONTROL permette all'operatore di gestire il cruscotto a display direttamente dal bracciolo o dalla consolle di comando. Si connette al display via CANBUS, è in grado anche di pilotare direttamente 8 carichi da 2 ampère.









EN. DASHCONTROL is the new remote control system for display. Featuring an innovative design and highly ergonomic DASHCONTROL allows the operator to manage the dashboard to display directly from the arm rest or from the command console. It connects to the display via CANBUS, It can also directly drive 8 loads of 2 amperes



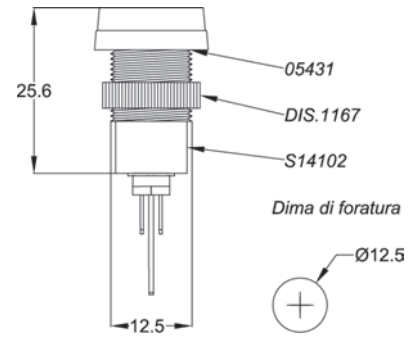
DIMENSIONS



FEATURES

	POWER SUPPLY 8-32vdc		2,4" TFT 1x		WHEEL ENCODER
IP	IP65		RESOLUTION 240 x 320		HSDPWM OUTPUT 8X
	PUSHBUTTON 7x		BRIGHTNESS 220 cd/mq		CANBUS 1x

SPIE



LAMPADINE/BULBS
12 Vdc = **L26049**
24 Vdc = **L26050**

Art:/Ref.	Disegno/Drawing
S14151	
S14158	
S14160	
S14161	
S14162	
S14152	
S14153	
S14154	
S14155	
S14156	

Art:/Ref.	Disegno/Drawing
S14157	
S14159	
S14163	
S14164	
S14165	
S14166	
S14167	
S14168	
S14169	
S14170	


Art./Ref.	Disegno/Drawing
S14171	
S14172	
S14173	
S14174	
S14175	
S14176	
S14177	
S14178	
S14179	
S14180	
S14181	
S14182	
S14183	
S14184	
S14185	

Art./Ref.	Disegno/Drawing
S14186	
S14187	
S14188	
S14189	
S14190	
S14191	
S14192	
S14193	
S14194	
S14195	
S14196	
S14197	
S14198	
S14199	
S14203	

Art./Ref.	Disegno/Drawing
S14244	
S14245	
S14246	
S14252	

Art./Ref.	Disegno/Drawing
S14253	
S14254	
S14255	

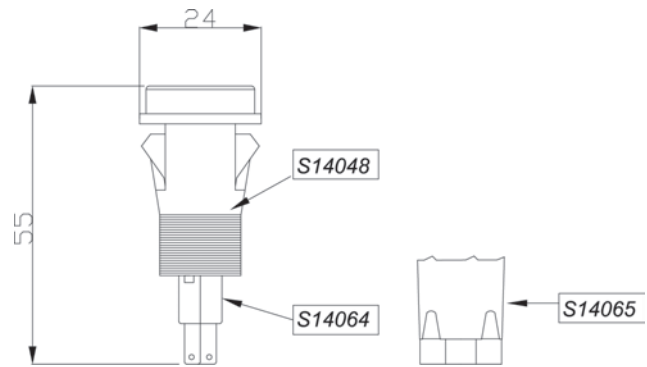
SPIE



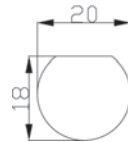
Lampadine



12Vdc = L26005.0
 24Vdc = L26016.0



Dima di foratura

































Dima di foratura con ghiera



Art./Ref.	Disegno/Drawing
S14002	
S14004	
S14006	
S14013	

Art./Ref.	Disegno/Drawing
S14019	
S14024	
S14025	
S14027	

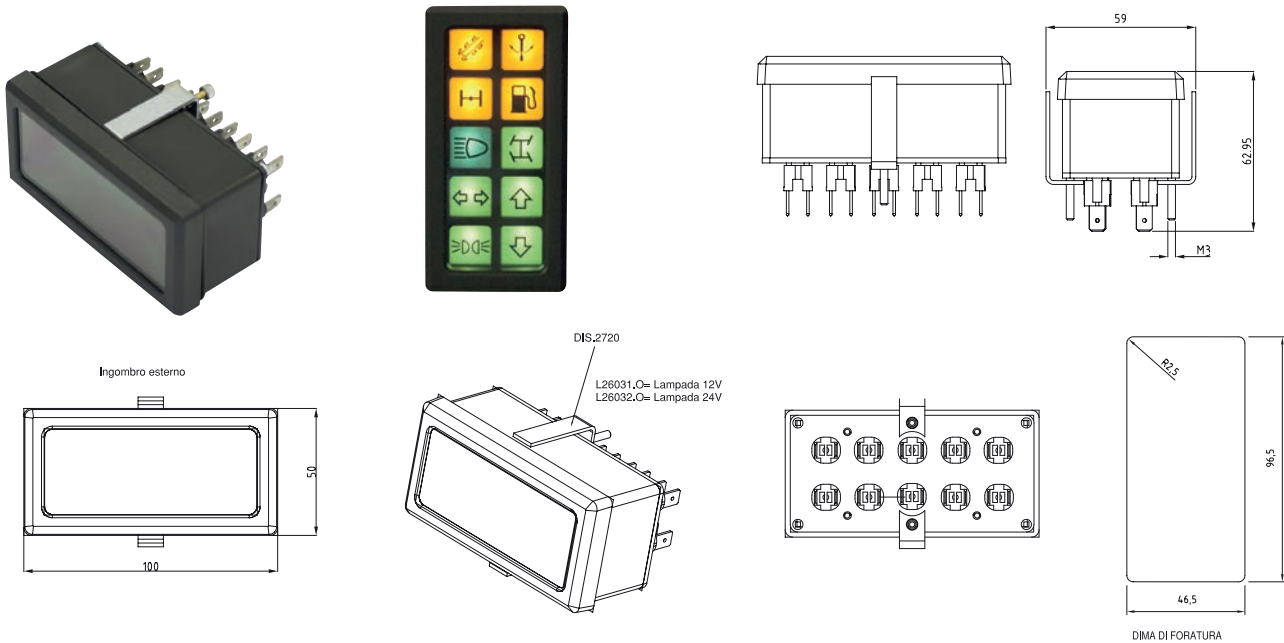
Art./Ref.	Disegno/Drawing
S14033	
S14038	
S14042	
S14044	
S14052	
S14054	
S14055	
S14057	
S14058	
S14059	
S14060	
S14061	
S14062	
S14066	
S14067	

Art./Ref.	Disegno/Drawing
S14068	
S14076	
S14077	
S14081	
S14072	
S14082	
02843	
02844	
02853	
02854	
02855	
08060	
08065	
08066	
08067	

Art./Ref.	Disegno/Drawing
08068	
08069	
08083	

Art./Ref.	Disegno/Drawing
08084	
58575	

SPIE



Art./Ref.	Volt	Disegno/Drawing
S19006	12	
S19007	24	
S19000	12	
S19001	24	
S19002	12	
S19003	24	

Art./Ref.	Volt	Disegno/Drawing
S19020	12	
S19034	24	
S19013	12	
S19035	24	
S19038	12	
S19039	24	

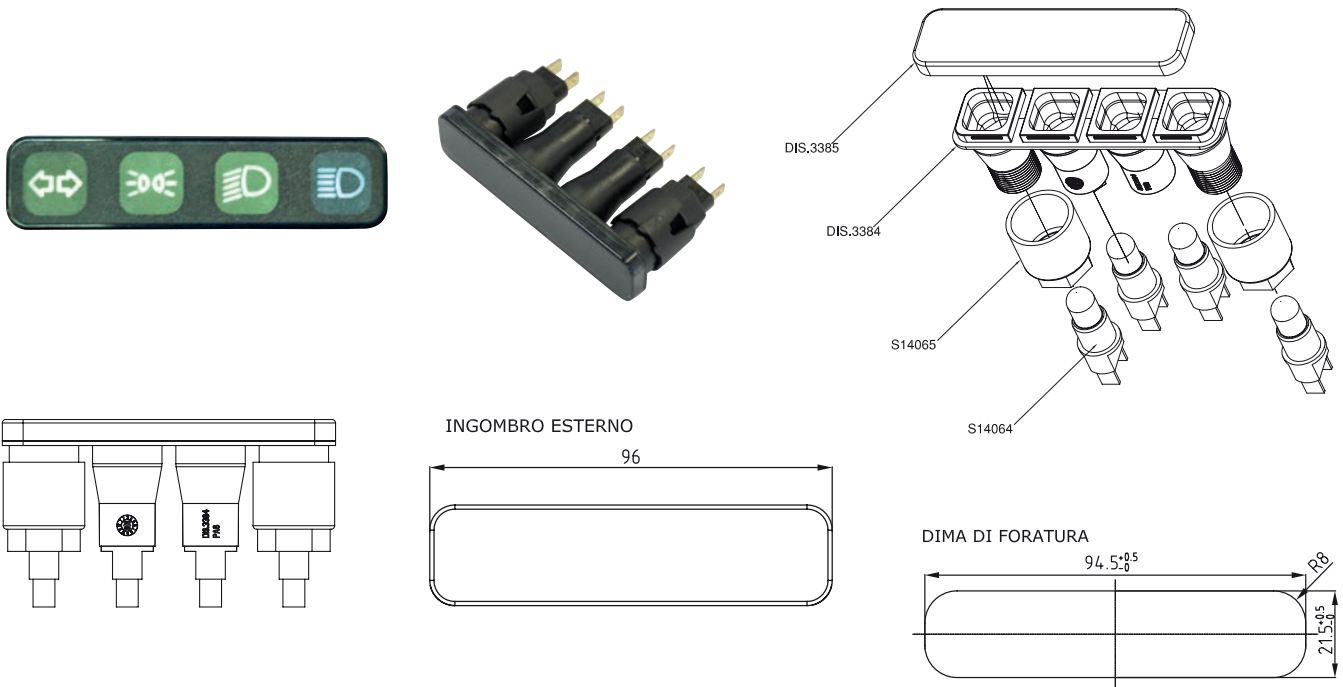
Art:/Ref.	Volt	Disegno/Drawing
S19004	12	
S19005	24	
S19019	12	
S19025	24	
S19018	12	
S19026	24	
S19017	12	
S19027	24	
S19016	12	
S19028	24	

Art:/Ref.	Volt	Disegno/Drawing
S19010	12	
S19029	24	
S19008	12	
S19009	24	
S19024	12	
S19030	24	
S19023	12	
S19031	24	
S19022	12	
S19032	24	

Art:/Ref.	Volt	Disegno/Drawing
S19021	12	
S19033	24	
S19014	12	
S19036	24	
S19101	12	
S19103	24	

Art:/Ref.	Volt	Disegno/Drawing
S19012	12	
S19037	24	
S19515	12	
S19521	24	
S19102	12	
S19104	24	

SPIOMETRI



Art./Ref.	Volt	Disegno/Drawing
S14749	12	
S14750	24	
S14748	12	
S14751	24	
S14752	12	
S14753	24	
S14754	12	
S14755	24	
S14756	12	
S14757	24	
S14758	12	
S14759	24	
S14760	12	
S14761	24	
S14762	12	
S14763	24	
S14764	12	
S14765	24	

Art./Ref.	Volt	Disegno/Drawing
S14766	12	
S14767	24	
S14768	12	
S14769	24	
S14770	12	
S14771	24	
S14772	12	
S14773	24	
S14774	12	
S14775	24	
S14776	12	
S14777	24	
S14778	12	
S14779	24	
S14780	12	
S14781	24	
S14782	12	
S14783	24	



INSTRUMENTS Division

Via Mascagni, 3 - 42018 San Martino in Rio (RE), Italia
Tel. +39 0522 636911 - Fax. +39 0522 695753
www.amainstruments.it - info@mainstruments.it

**AMA S.p.A.
Accessori Macchine Agricole**

Via Giacomo Puccini, 28 - 42018 San Martino in Rio (RE) Italy
Tel. +39 0522 636911 - Fax +39 0522 695753
www.ama.it - ama@ama.it

COMPANY WITH
MANAGEMENT SYSTEM
CERTIFIED BY DNV
ISO 9001 • ISO 14001